



AFRIWATER

13 - 15 September 2011
JHB Expo Centre,
NASREC, Johannesburg
The Biennial Water and
Waste Exhibition and Conference



renew



regenerate



refurbish

EXHIBITOR'S SERVICE MANUAL

**OPEN HOURS
09h00 - 17h00 DAILY**

**TO QUALIFY FOR A 20% DISCOUNT (FOR SERVICES ONLY)
ALL FORMS SHOULD BE RETURNED WITH PAYMENT
ON OR BEFORE 04 AUGUST 2011**

**IMPORTANT !
THIS MANUAL FORMS PART OF YOUR CONTRACT TO EXHIBIT.
PLEASE READ CAREFULLY**



Co-located with:
**INTERNATIONAL PUMP
USER CONFERENCE**



Montgomery
Worldwide



Water Institute of SA



Specialised
Exhibitions
(Pty) Limited

Pioneering Business Opportunities in Africa

PLEASE READ “IMPORTANT INFORMATION” SECTION BEFORE COMPLETING THE FORMS IN THIS MANUAL

IMPORTANT INFORMATION	Pages 7, 8 & 11-22	
DIRECTION MAP	Page 9	
SITE MAP	Page 10	
EMERGENCY PROCEDURE	Page 17	
SUMMARY OF REMITTANCE	Page 23	FORM 1
COMPULSORY INDEMNITY FORM	Page 24	FORM 2
COMPULSORY INDEMNITY FORM - TERMS & CONDITIONS	Page 25	
EXHIBITOR’S CONTRACTOR DETAILS	Page 26	FORM 2a
CONTRACTORS ADVICE	Page 27	FORM 3
EXHIBITOR NAME BADGES	Page 28	FORM 4
ELECTRICITY SUPPLY AND LIGHTING	Page 30	FORM 5a, b
ELECTRICITY FITTING PLAN	Page 31	FORM 6
CARPET HIRE	Page 32	FORM 7
FURNITURE HIRE	Pages 33-37	FORM 8a, b, c, d, e
FLOWER AND PLANT HIRE	Page 38-39	FORM 9, 9a
STAND CLEANING	Page 40	FORM 10
STAND PACKAGE AND FASCIA NAME	Page 41	FORM11
SHELL SCHEME	Pages 42-43	FORM 11a
ADDITIONAL STAND SECURITY	Page 44	FORM 12
EXPO SCREEN	Page 45	FORM 13
AUDIO VISUAL HIRE	Page 46-47	FORM 14a, b
FREIGHT FORWARDING	Page 48-49	FORM 15a, b

THE AFRIWATER TEAM:

GARY CORIN	MANAGING DIRECTOR	083 254 4806
ZIA TOMES	EXHIBITION MANAGER	082 570 7942
ROBYN MILLIGAN	MARKETING MANAGER	011 835 1565
GLORIA FRIESLING	ACCOUNTS	011 835 1565
EMMANUEL PATTY	OPERATIONS MANAGER	011 835 1565
MAUREEN MADINGOANE	OPERATIONS ASSISTANT	011 835 1565
RICCARDO JAFTA	OPERATIONS ASSISTANT	011 835 1565
ELIZE COLLINS	OPERATIONS ASSISTANT	011 835 1565

Contact Details:

Physical Address:
 Specialised Exhibitions (Pty) Ltd
 Infixion Media House
 cnr Northern Parkwway and Handel Road
 [1km from Gold Reef City]
 Ormonde Ext. 5
 Johannesburg
 2091

Postal Address
 P O Box 82196
 Southdale
 2135

Tel: +27 (0)11 835 1565
 Fax: +27 (0)11 496 1313
 Email: Sales ziat@specialised.com
 Email: Operations emmanuel@specialised.com
 Website: www.afriwater.co.za

TABLE OF CONTENTS

EVENT TIMETABLE	Page 7
BUILD-UP	Page 7
SHOW	Page 7
BREAK-DOWN	Page 7
DELIVERY AND REMOVAL OF GOODS	Page 7
DIRECTION FOR VEHICLE ACCESS	Page 7
CAR PARKING	Page 10
BREAK-DOWN	Page 8
EXCLUSION OF LIABILITY	Page 8
DIRECTION MAP	Page 9
SITE MAP	Page 10
LIFTING AND EQUIPMENT	Page 11
COURIER DELIVERIES/COLLECTIONS	Page 11
RESTOCKING AND MAINTENANCE	Page 11
EXHIBITOR ACCESS ARRANGEMENTS	Page 11
EXHIBITOR PASSES	Page 11
CONTRACTORS	Page 11
CHILDREN UNDER 16	Page 11
KEY POINTS ABOUT YOUR STAND	Page 12
SHELL SCHEME EXHIBITORS	Page 12
SHELL SCHEME PACKAGE	Page 12
SHELL SCHEME - WALLING, FASCIA, FASCIA NAME	Page 12
STANDARD SHELL SCHEME STAND INFORMATION	Page 12
ELECTRICAL PROCEDURES	Page 12
ELECTRICAL CONTRACTOR	Page 12
CERTIFICATE OF COMPLIANCE	Page 12
ELECTRICAL PROCEDURE	Page 13
EXHIBITOR SAFETY GUIDELINES	Page 13
SECURITY	Page 13
EMERGENCY PROCEDURE / FIRE REGULATIONS	Page 13
GENERAL FIRE SAFETY ASPECTS	Page 14
FIRE RETARDATION	Page 14
GAS REGULATIONS	Page 14
SAFE WORKING PRACTICES	Page 15
STRUCTURAL STABILITY	Page 15
SAFETY GUIDELINES	Page 15
STAND CONSTRUCTION	Page 15

TABLE OF CONTENTS CONTINUED

LIABILITY	Page 16
INSURANCE	Page 16
DISCLAIMER CLAUSE	Page 16
EMERGENCY PROCEDURE	Page 17
A-Z GENERAL INFORMATION	Page 18
ACCESS TO STANDS	Page 18
AISLES	Page 18
ANIMALS	Page 18
AUDIO VISUAL	Page 18
BADGES	Page 18
BALLOONS	Page 18
BANKING	Page 18
CARPETS	Page 18
CATERING	Page 18
CHILDREN ON SITE	Page 18
CLEANING	Page 19
CREDIT CARDS	Page 19
CREDIT CARD MOBILE TERMINAL	Page 19
DILAPIDATION	Page 19
DISPLAY VEHICLES IN THE HALL	Page 19
DISTRIBUTION OF PROMOTIONAL MATERIAL	Page 19
DEMONSTRATIONS, HOSTESSES, TEMPORARY STAFF	Page 19
FIRST AID	Page 19
FURNITURE	Page 19
GENERATOR	Page 20
GRAPHICS	Page 20
HOTELS AND ACCOMMODATION	Page 20
INSURANCE	Page 20
LIFTING, FREIGHT FORWARDING / ON SITE HANDLING	Page 20

TABLE OF CONTENTS CONTINUED

LIGHT PROJECTIONS / STROBE LIGHTS / FLASHING SIGNS / SMOKE MACHINES	Page 20
LOST PROPERTY	Page 20
MUSIC, TV, VIDEO OR LIVE ACTS	Page 20
ORGANISERS OFFICE AND PA SYSTEM	Page 21
PHOTOGRAPHER	Page 21
PLANTS ON HIRE	Page 21
PLUMBING	Page 21
PRESS OFFICE	Page 21
RESTAURANTS	Page 21
SECURITY	Page 21
SECURITY ADVICE FOR EXHIBITORS	Page 21
SMOKING	Page 22
STORAGE	Page 22
SUBLETTING	Page 22
TRADE VISITORS	Page 22
WEIGHT RESTRICTIONS	Page 22

NASREC EXPO CENTRE
 RANDSHOW AND NASRES ROAD
 NASREC, JOHANNESBURG



BUILD UP		
Hall Open to Exhibitors	Space Only Stands	Shell Scheme Stands
Saturday 10 September 2011	Space Only Stands with Priority Access: 10h00	No Shell Scheme Stands Access
Sunday 11 September 2011	All Space Only Stands 08h00 - 18h00	All Shell Scheme Stands 08h00 - 18h00
Monday 12 September 2011	All Space Only Stands 08h00 - 18h00	All Shell Scheme Stands 08h00 - 18h00

Ensure that your contractors are aware of the schedule. In the event that priority access is required (large stand or a complex build), please contact Emmanuel Patty, the Operations Manager, before 26th August 2011 to arrange access:

- All vehicles must be removed from the hall and loading bays immediately after unloading.
- Do not arrive before your allotted time.
- All stand rentals and services must be paid for before occupation of the stand will be allowed.
- **All space only stands must order a distribution board in order to receive power to the stand.**
- All stands must be dressed and completed by 18h00 on Monday 12 September 2011.

SHOW		
	Hall open to Exhibitors	Show Open Hours
Tues 13 Sept- Thurs 15 Sept 2011	08h00 - 17h30	09h00 - 17h00

Exhibitors may re-stock stands each morning between the hours of 08h00 - 09h30.

BREAKDOWN		
	Space Only Stands	Shell Scheme Stands
Thursday 15 September 2011	17h00 - 21h30 [handheld goods only]	[handheld goods only]
Friday 16 September 2011	07h00 - 13h00 Tenancy Ends, hall handed back to venue.	

DELIVERY AND REMOVAL OF GOODS

Build-up:
 HALL 9 - Access via Gate 9

Ensure that your contractors / stand builders are aware of the Schedule. In the event that earlier access is required [Space Only custom - build or a complex build stand] permission must first be obtained from the Operations Manager - Emmanuel Patty, before 10 September 2011.

In order to Qualify for early access:

- All stand rentals and services must be paid for before occupation of the stand will be allowed.
- The Contractor Safety File must be in order. The file must be presented to Mr. Hannes Venter at the Nasrec Expo Centre [Tel: 011 494 1920] for clearance, and this should be done at least seven days or earlier, that access is required.
- All drawings relating to the stand must have been approved by the local authority. (E.M.S)
- All space - only stands are required to order a Distribution Board from the Organisers, in order to receive power to the stand.

Vehicles may enter the Halls to deliver their goods to the Stand, and once off-loaded must be removed from the Halls to the Parking area or sent offsite. All stands must be dressed and ready by 18h00 on 12 September 2011 to allow for final cleaning.

Break-down:

A Limited breakdown is permitted during the hours of 17h00 - 21h30 on Thursday 15 September 2011. Exhibitors may remove hand-held exhibits, LCD and Plasma screens, other electronic goods, portable stock and literature.

Exhibitors should not begin to pack up the stand before 17h00, as there will still be Visitors in the Halls. Exhibitors with Shell Scheme stands should remove graphics and exhibits from the walls of the stand, as a systematic dismantling of stands will commence at 10h00 on Friday 16 September 2011.

Friday 16 September 2011

From 07h00 - 09h00 only cars and bakkies will be allowed to access the venue to reload small exhibits.

From 09h00 large trucks and rigging vehicles.

In order to avoid congestion and chaos the above will be strictly monitored, and we request your co-operation in this regard. Breakdown will continue until 13h00.

Friday 16 September 2011

Breakdown continues from 07h00 - 13h00

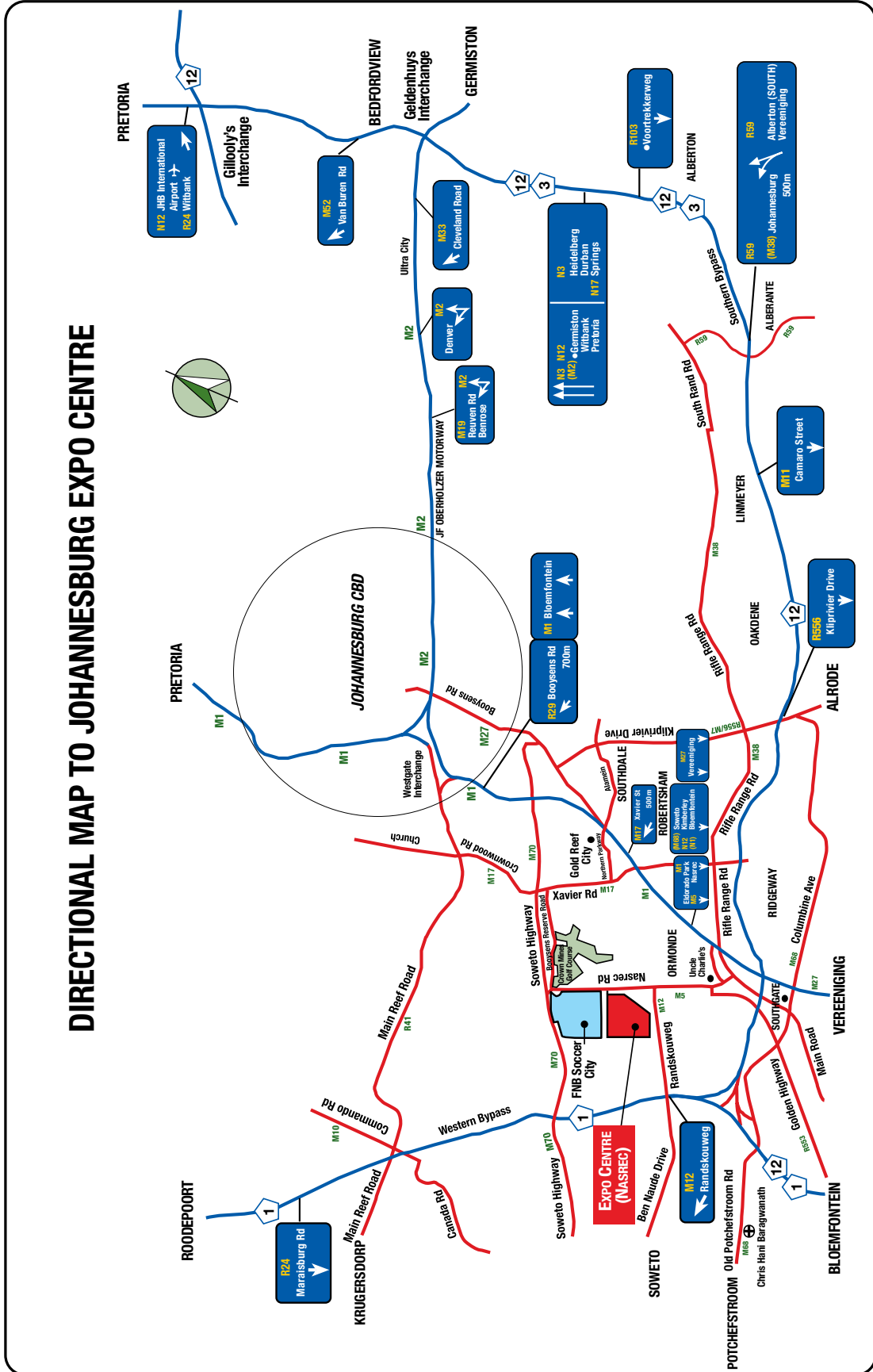
Breakdown form 07h00 - 13h00. All exhibits must be clear of the venue by 13h00. This applies to the Halls and Outside Areas! The venue is to be cleaned and handed back by 13h00, when our tenancy ends.

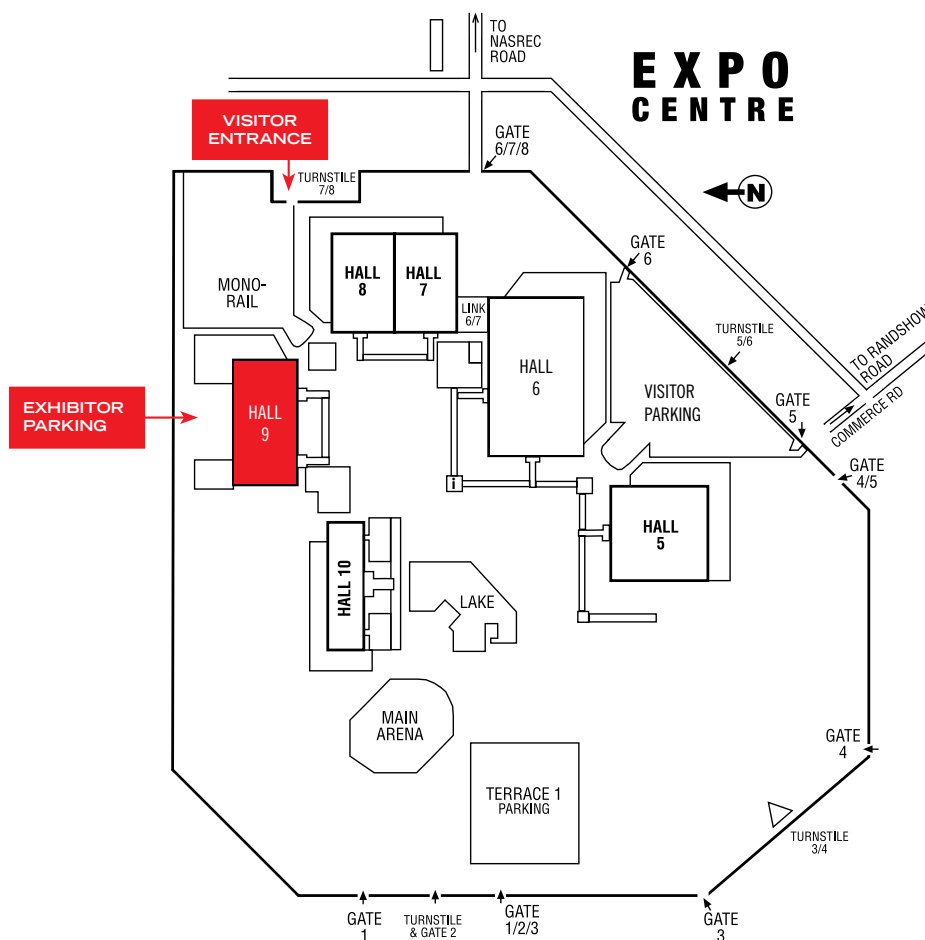
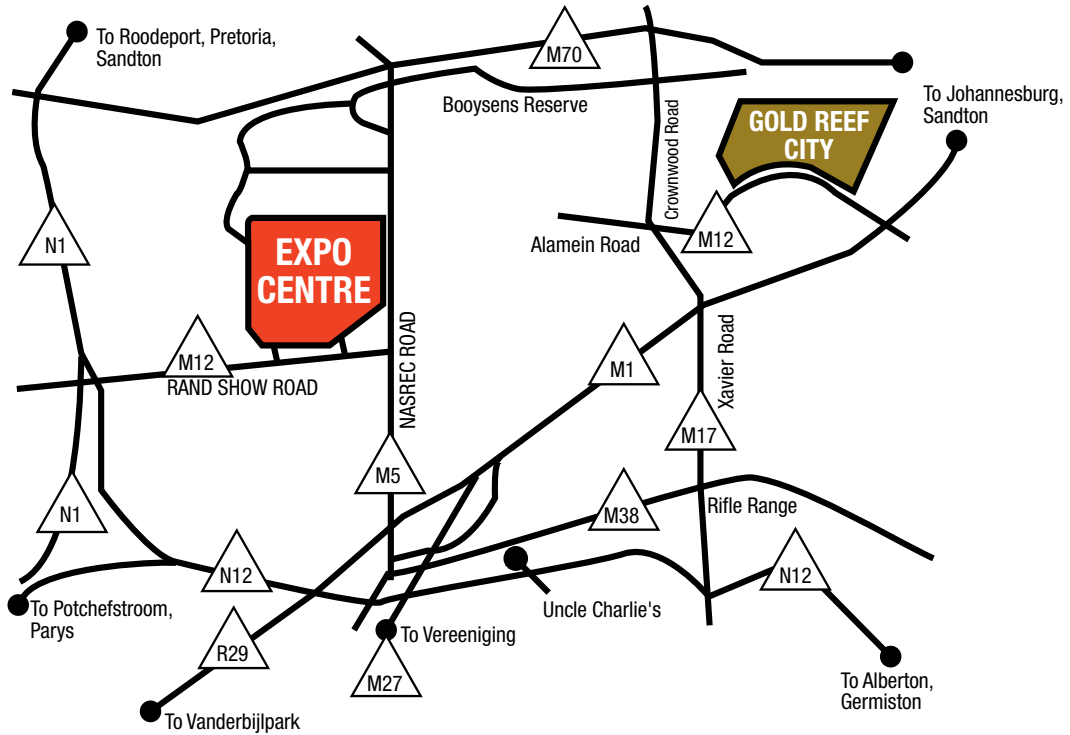
NOTE: We would urge all exhibitors to remove pilferable goods as soon as possible, and the large goods soon thereafter. Breakdown is a period of high risk, and we encourage you to remove your property as soon as is humanly possible.

EXCLUSION OF LIABILITY

Specialised Exhibitions (Pty) Ltd, The JHB Expo Centre, and any of their Directors, Sponsors, Officials, Agents, Employees, Suppliers, Representatives or Servants, shall not be liable to any Visitor or Exhibitor at the Venue for personal injury or death to any person, or loss of or damage to any property of whatever nature, belonging to the Visitor or Exhibitor, howsoever arising or caused, except where the same was due to gross negligence by the Organiser or the Venue.

DIRECTIONAL MAP TO JOHANNESBURG EXPO CENTRE







LIFTING AND EQUIPMENT

Should you require a forklift, exhibitors can contact the Official Contractor.

Please contact: Micor: Victor Araujo / Yolanda Ferreira
Tel: +27 (0)11 928 3000
Fax to email: +27 (0) 11 928 3098
e-mail: victor.araujo@micor.co.za
yolanda.ferreira@micor.co.za

COURIER DELIVERIES / COLLECTIONS

If you plan to have goods delivered to your stand by a courier company, it is essential that they know the name of the exhibiting company, stand number and have a contact name and mobile number of the representative who will be on your stand to receive the goods. The Organisers cannot accept responsibility for, and will not sign for, any goods delivered to an unmanned stand. Deliveries should be addressed as follows:

Exhibitor's Name
Exhibiting Company
Stand Number and Hall Number
Electra Mining 2010
JHB Expo Centre
Randshow Road and Nasrec Road
Nasrec, Johannesburg

The Organisers cannot accept responsibility for damage or loss to any stand or goods in transit to or from the show. If you are arranging for goods to be collected after the show closes, please do not leave them unattended on your stand at any time before they are collected. It is vital that the collecting agent is aware of breakdown timings. The show's official handling agent would be delighted to quote for all your delivery / collection requirements; please contact Micor or go to Page 51 for additional information.

RESTOCKING AND MAINTENANCE [DURING THE SHOW]

Access for exhibitors to bring in additional stock, remove items from your stand [Only if accompanied by a Goods Removal Form obtainable from the Organisers Office] or carry out maintenance is permitted

- between 08h00 and 09h00 only

No deliveries requiring trolleys will be accepted into the halls after 09h00.

NO TROLLEYS MAY BE USED WITHIN THE HALLS ONCE THE SHOW IS OPEN TO THE PUBLIC. If deliveries are outside the above times, all goods will have to be hand carried.

EXHIBITOR ACCESS ARRANGEMENT

Exhibitor Passes:

Exhibitor passes are valid for Show days only and each person working on the stand must display the pass to gain entrance to/exit from the Halls. Exhibitor passes are to be collected from the Organisers Office from the morning of 11 September 2011 to 18h00 on 12 September 2011.

Passes will not be issued if we have not received: Full payment for stand rental and any services and The Occupational Health and Safety Act Compulsory Indemnity Form duly signed. Proof of plans having been approved by E.M.S.

During build up and break-down, Security will hand out stickers to all exhibitors and contractors.

Contractors:

Contractors will receive stickers during build-up and break-down; any contractor requiring access during the show [restocking or maintenance], will have to sign for and collect a laminated pass from the Organisers Office on site.

Children under 16:

Under no circumstances will children under 16 or babies in arms be permitted into the Hall during build-up or break-down, as the hall floor is akin to a building site [dangerous during these times]. Please do not try to bring your children in, as you will be asked to remove them.



SHELL SCHEME EXHIBITORS

Unless we hear from you before 2 September 2011, all the Shell Scheme Package elements detailed in the Shell Scheme Package section below will be in place for your arrival. Any changes made on site will result in an immediate charge. It is your responsibility to contact the Operations Team if you have any special requirements or wish to omit any elements from your shell scheme stand.

Please note that the fascia should not be removed as it is an integral part of the structure aiding in the support of the side walls.

SHELL SCHEME PACKAGE

The Shell Scheme Package consists of: Shell Scheme with the Company Name and Stand Number on the fascia; a 220v plugpoint; (shared power) 1 x 1.5m double tube fluorescent light, Expo Screen, Carpets [order the colour of your choice at no additional charge on the Carpet Hire Form 7; and stand cleaning for the duration of the show.

Shell scheme - walling:

The walling is made of 4mm thick Polypropylene panels in the colour white, and may not be painted. The overall height is 2500mm and the panel width between aluminium uprights in 960mm. Exhibitors may only fix their own light weight photographs or graphics to the panels with double-sided tape or velcro. Display board or other fixtures of a considerable weight can be affixed by means of picture brackets.

Shell scheme - fascia:

A fascia will be provided to all open sides of a shell scheme stand. The fascia is 400mm high and consists of a 300mm correx panel [red or white] between two 50mm aluminium frames.

Fascia name:

The company name on the application to exhibit contract will be used, unless we are advised accordingly. Should you not wish this name to be used, then please fill in the name you want used in Section 2 of Form 11 or Form 12, before 4 August 2011, any changes on site will attract an immediate charge.

Names will be applied in PVC Vinyl Letters in white letters on a blue fascia. No signage, logos or special colours other than that supplied by the Organisers will be permitted on the fascia.

Space Only stands:

“Space Only” means just that - a bare space of concrete floor without carpet, electrical plugs or lighting or furniture. It is compulsory for Space Only exhibitors to order a distribution board from the Electrical Form in the manual, and which, will only be supplied by the official contractor/supplier. Space only exhibitors may not ‘share’ power with their neighbours. Please read the notes under electrical Procedures following.

ELECTRICAL PROCEDURES

Electrical Contractor:

Oasys is the Official Contractor appointed by the Organiser, and will be the only official electrician on site. They provide a full standby service to all stands where they have completed the installation. Where electrical and light fittings are installed in prefabricated displays before their delivery to the exhibition, such fittings must be installed by qualified electrical contractors. The connections of such displays to the power sources at the exhibition must be done by Oasys. Only Oasys may install power sources [distribution boards].

Certificate of Compliance:

In the interest of safety, all electrical installations at the Afriwater Exhibition must comply with the wiring code of the SABS 0142/2 of 2002. Where an exhibitor employs his own electricians to connect machinery, pre-wire displays or connect light fittings, this work may only be carried out by a qualified electrician registered with the Electrical Contractors Board. The Certificate of Compliance attests to the fact that the work done has been carried out by a qualified person. If the Official Contractor is doing all electrical work on your stand, then the Certificate of Compliance is not your responsibility. If the COC is not received before show opening, power will be disconnected until it is received.

Electrical Procedures:

Electrical installations must be of a nature that will ensure safety in the use of electrical equipment brought into the venue which must and comply with the South African Electrical Regulations and the Occupational Health and Safety Act (85 of 1983) as amended and the Labour Regulations Act (66 of 1985). Should this not be the case, equipment will be removed immediately from the premises at the exhibitor's expense and charges for any damage caused by the faulty equipment will apply.

Due to strict regulations governing venues, exhibitors should take cognisance of the following:



- No twinflex is permitted.
- No 15 amp double adapters are permitted. Rather use a SABS approved multi-socket outlet.
- All purpose built stand Shell Schemes / equipment are to be undertaken by a registered Wireman only and must comply with South African Bureau of Standards and Occupational Health and Safety Acts ie. Certificate of Compliance to be furnished to the Operations Manager.
- Only SABS - approved multi-socket or multi-extender plugs or cable may be utilised.
- All wiring systems must be insulated flexible cables with copper conductors that have a minimum cross section area of 1,5mm² (eg. 3 core cable).
- Open wiring - Insulated single core cables (colour-coded, differentiating between Live/Neutral/Earth), will only be accepted at a minimum height of 2,4m and not subject to potential mechanical damage Electrical wiring across walkways/passages using insulated flexible cables eg. 3 core cable will only be accepted at a minimum height of 2,5m. Any metallic structure with electrics affixed thereto must be earthed to a distribution board.
- No joints to trailing cable will be accepted.
- Multiple wiring will not be permitted to terminate at a single plug of 15 amp (SA 3 pin round plug).
- Lighting is to be looped from fitting to fitting with all terminations being secured and concealed.
- Should any termination points be necessary on a wire-way, they need to be insulated and of a mechanical nature ie. strip connector or screw-it connector (no twisting wires).
- Stands constructed of a conductive material will be required to be double earthed to the venue's earthing system.
- 15 Amps are allocated per exhibition stand to cater for most exhibition requirements. However, should it be necessary to plug in laser printers, heating and refrigeration equipment, additional electrical supply will be necessary. Overloaded usage may cause the incoming power supply to trip excessively. Severe trips may take hours to rectify, thereby causing inconvenience to all exhibitors.
- Transformers are to be mounted on the structure, walls and/or systems and not placed directly onto the carpeted floor.
- Each electrical installation and/or fitting may not be suspended from the ceiling of the exhibition hall or fixed to any part of the building structure without the prior approval of the Organisers and the venue. If permitted, a fee will be levied.
- 30 Amp and 60 Amp, 3-phase power including earth and neutral is available on request.
- Neon lighting may not be installed without prior arrangements and written authorisation from the Safety Officer.
- Fluorescent fittings must be earthed.
- All electrical fittings and equipment must be SABS approved eg. transformers, distribution boards, plugs, etc.

All electrical requirements must be ordered on the appropriate form and accompanied by a sketched plan and forwarded to Specialised Exhibitions.

EXHIBITOR SAFETY GUIDELINES

Before any work is begun on site, the exhibitor and their contractor must evaluate any risk that might be caused by the building of a stand, looking at probable and possible hazards and dangers. The exhibitor should be able to put in place plans and procedures to limit or nullify the risk. These steps are essentially the reasonable steps that the exhibitor will take in limiting injury, loss of life, civil liability and public liability.

SECURITY

There is 24 hour security from the beginning of the build-up to the end of the show. It should be noted that the exhibitors are responsible for the security of their stands and their contents. Companies wishing to arrange additional security should please complete Form 12. The official security contractor is the only security company allowed in the exhibition halls/area. Under no circumstances will exhibitors be allowed to use their own security guards. Should you wish to remove goods during show time, you will need a **goods removal form**, which is obtainable from Security or the Organisers office.

Note: We recommend that valuables, particularly of a portable nature, are not left unattended.

EMERGENCY PROCEDURE / FIRE REGULATIONS

Exhibitors must ensure that their staff has been adequately briefed on the emergency procedures, as well as the location of the fire-fighting equipment and emergency exits at the exhibition and must adhere to the following steps:

- Immediately report an incident of concern to the Organiser
- Do not panic
- Evacuation of the venue will be announced over the venue's PA System
- Exhibitors are requested to point out the direction of the emergency exits to staff members and visitors in your immediate vicinity
- Fire escapes are situated at intervals throughout the building and are easily accessible
- In the event of an emergency at the venue, the following services will be provided:-
 - Evacuation lighting



- Essential ventilation
- Computer system for building control
- Evacuation security systems
- Fully trained evacuation team
- Specialised emergency services

Please note that all the venues lifts will come to ground and escalators will stop operating.

General Fire Safety Aspects:

The following aspects regarding fire safety are required to be reported to the Organiser prior to start of build-up of the exhibition, to allow for liaison and approval with the Fire and Emergency Services, Metro Police and South African Police Service where applicable. This arrangement is to ensure compliance with all Municipal By Laws and Regulations regarding fire safety.

- All plans for stage sets and designs, such as height of over 500mm staging, multi-storey, wooden structures, bridges, flammable material and inserts of Polyurethane must be forwarded to the Organiser.
- All flammable and combustible material and components will be declared for approval and treated with a flame-retardant. A certificate must be obtained and a copy of the certificate must be handed to the Organiser. Should no certificate or approval be forthcoming, please note that the Fire Department - Emergency Management Service - have the right to fine transgressors].
- Any hazardous chemicals or flammable materials to be used within the confines of the venue must be declared. These materials shall be stored in purpose made safety containers in minimum quantities.
- Any flammable construction, building and/or other materials shall be treated with a fire retardant substance and certified as such, prior to construction commencement.
- All emergency exits will be kept clear for the duration of the show days and this task has been designated to the Contracted Security Company.
- All fire exits are to be clearly indicated on the event floor plan.

The Fire and Emergency Services will conduct an inspection of the exhibition on the last day of build-up to ensure compliance, and should full compliance with regulations not be adhered to, they have the right to hold back on the doors opening for the event or fine transgressors.

Fire Retardation:

The local council by-Laws are quite specific:- THAT NO COMBUSTIBLE MATERIAL with a high fire rating may be displayed at any event. However, if displayed, it must be treated correctly or a low level of combustibility must be attained.

Hessian, thatch and straw are regarded as major fire hazards and exhibitors planning to use these as part of their display will be required to provide a Fire Retardation Certificate indicating that the product has been treated with a fire retarding compound. When material draping is used as part of a display, please ensure the draping does not come into contact with electrical wiring, fittings and/or globes and drops no lower than 5cm above the carpeted floor.

- Combustible materials include draping/curtaining; backdrops; hay; hessian; thatch, etc., including that being used by the technical (stage, sound, lighting, etc.) contractors.
- As per the Fire and Emergency Service, hay and hessian are banned from the exhibition.
- Combustible material is to be treated with a fire retardant substance as approved by the Fire and Emergency Services and SABS standards.
- Certificates from recognised suppliers confirming retardation must be made available and presented on each stand.
- Carpet fire rating as per SANS 10400.

GAS REGULATIONS

- Only one 9kg gas cylinder is permitted per application, or must otherwise be approved in writing by the local council.
- Any spare cylinders are restricted to a 9kg cylinder and must be stored outside of the building in a lockable facility.
- A qualified installer (relevant qualification) with the relevant license must install the gas connection and sign the installation off on a Certificate of Compliance.
- A copy of the relevant license and Certificate of Compliance must be made available to the Fire and Emergency representative and a copy must be supplied to the venue's Safety Officer.
- A 9kg dry powder fire extinguisher must be installed in close proximity to the gas cylinder.
- Clear signage must be displayed indicating where the gas cylinder has been installed.
- Clear signage must be displayed indicating where the fire extinguisher has been installed.
- The gas cylinder must be easily accessible and not locked or blocked; this is in the event of a leak or emergency.
- All piping must be in good order, with permanent connections and no leaks.
- The gas cylinder must be disconnected at night or when the stand is not manned.

Final permission can only be granted on site once the above conditions have been inspected. Should the Fire and Emergency representative or the Venue's Safety Officer find any unsafe conditions this will need to be rectified before permission is granted.



SAFE WORKING PRACTICES

Contractors need to ensure they are working according to the guidelines and regulations as prescribed by the Occupational Health and Safety Act (OCHSA). It is required that all contractors and sub-contractors adhere to the Safe Working Practices as set out in the act. Staff and contractors shall be vigilant towards health and safety issues with regard to themselves and others in the area and shall observe the following practices which will be monitored and enforced by the Organisers:

- a) Understanding the Fire and Emergency Services procedures.
- b) To ensure that aisles leading to emergency exits are kept clear and unobstructed.
- c) The use of hard hats when working or restricting access to dangerous and hazardous areas.
- d) The need to wear suitable protective clothing including eye, ear, foot and hand protection, where relevant.
- e) The safe use and storage of flammable liquids and substances and segregation from waste and other risk areas.
- f) That after use, chemicals and liquids are removed from the venue for safe and proper disposal. Such products may not be disposed of in general refuse areas.
- g) Ensuring that portable power equipment is used for the purposes intended, with safety guards correctly fitted and used.
- h) Ensuring that portable electric tools are used with minimum length of trailing leads and not left unattended, when connected to a live power supply.
- i) That forklifts are not used by anyone other than fully trained personnel.
- j) That work is maintained free from general waste material that could be hazardous.
- k) That proper scaffolding is used during construction and that safety features are provided, in accordance with established standards, and tower scaffolding is used and properly constructed.

STRUCTURAL STABILITY

- a) The structure of the set shall safely sustain the combined dead and imposed loads without any deflection or deformation which will impair stability.
- b) All materials used in construction shall be:-
 - Non-combustible material
 - Flame resistant timber of any thickness
 - Flame resistant plastic and boarding
 - Chipboard or block board at least 16mm thick
- c) All materials used for decorative finishes to the set shall be:-
 - Able to pass a test of flammability or for surface spread of flame
 - Be secured at floor level
 - Shall not ignite when subjected to a flame for 10 seconds
- d) Any paint shall be water based.
- e) The use of paint sprayers is not permitted.
- f) **Cavities and spaces around the venue shall not be used for storage of empty crates, cartons and boxes or packaging materials.**

SAFETY GUIDELINES

- a) The venue will give prior written approval where it is proposed that apparatus involving special risk is to be operated.
- b) No fixing, attachment or penetration of any fabric, structure or floors is permitted.
- c) The venue must give their written approval where any of the following is proposed:
 - Any material, exhibit or substances that are hazardous, noxious, explosive or of an objectionable nature
 - Items that produce fumes, exhaust or smoke
 - Operating machinery and apparatus
 - Use or display of pyrotechnics and lasers
 - Use or display of radio active materials, flammable liquids, oils and gasses as well as welding or compressed air
 - The use of balloons and public entertainment including amusement displays, live performances and live animals on display

STAND CONSTRUCTION

Should the stand or structure exceed 2,5m in height, or be a 2-storey structure, or have a raised floor or staircase, a drawing must be submitted to the contact person below. The drawing must also be accompanied by a letter of approval from a structural engineer. The plan must be submitted as early as possible before the opening of the exhibition and definitely before construction begins.

Contact: Rian Coertze

Tel: (011) 706 6715

Fax: (011) 706 6714

Cell: 082 780 5346

email: rian@lodgevents.co.za



LIABILITY

The Contractors are personally responsible for the control of their equipment at all times and shall be personally liable for any claims which may be made in respect to injuries which may arise or be caused by the use of this equipment. The exhibitor acknowledges that the layout of the exhibit area and the large numbers of people present in the exhibition all make it impossible for adequate security to be provided to protect exhibitor's merchandise and other property. Accordingly, the exhibitor assumes all risk of loss for their merchandise, fixtures, displays and any other property of the exhibitor located in the exhibition area, storage or any other area where access has been provided to exhibitors by the venue, where such loss results from theft, vandalism and/or any other damage caused by any agent, employee of the venue or any other person either authorised or not authorised to be present at the exhibition hall. It is recommended that all exhibitors consult their individual insurance representatives to obtain appropriate insurance coverage.

INSURANCE

It is recommended that insurance cover be taken for the duration of the exhibition to include transport to and from the exhibition venue. The period of liability of the exhibitor shall be deemed to run from the time the exhibitor or any of their agents or contractors first enter the exhibition hall and to continue until all exhibits and property have been removed. The Organiser carries public liability for visitors, but is not responsible for the insurance of exhibits or display material on stands. Exhibitors are strongly advised to pack and remove from the exhibition hall all portable, appealing and valuable items at the end of each day when the exhibition closes, as this is the time that there is the greatest risk of loss and theft. Items such as cell phones, laptops, TVs, DVDs and video machines must not be left unattended at any time. Exhibitors shall be responsible for making good any loss or damage to any items that they have rented or hired from the exclusive outsourced contractors. It is suggested that exhibitors should carry public liability cover in excess of a minimum of R3 million for the purpose of exhibiting and that any contractors appointed should carry the same value of R3 million liability cover.

DISCLAIMER CLAUSE

Neither the Organiser nor the venue or any of its directors or agents, will be liable to the client for personal injury to, or the death of any person, or loss, or damage to any property of whatever nature, on the property or at the venue, however arising or caused. The exhibitor indemnifies the Organiser, the venue and its directors, employees or agents against any claim of whatever nature, which may be against any of them arising out of any of the aforementioned, except where the same was due to gross negligence by the organiser or the venue.



The possibility of an emergency arising in public buildings or places is increasing and there is no reason to exclude exhibitions. The following procedure must be carried out and adhered to:

BEFORE THE EXHIBITION OPENS

Clear away all extraneous material from the exhibition area such as packaging, containers, etc. and any other goods not essential to the display.

WHEN THE EXHIBITION OPENS

The public address system will be used only for emergency announcements during the exhibition hours and for clearing the exhibition each evening.

Should there be a request over the public address system to clear the halls, the following procedure should be carried out:

Ensure that visitors are directed quickly and calmly to a safe exit. If possible and if you have enough staff, escort visitors to the exits. Arrange for one person on your stand to search the stand and look for any suspicious or foreign articles, packages or strange objects. If anything suspicious is found, report it immediately to the Organisers.

ON NO ACCOUNT HANDLE THE OBJECT

In the event of a bomb threat, the recipient **MUST IMMEDIATELY** contact the emergency number of 10111, then security, and the Organisers' Office.

If the Police advise clearing of the hall, a senior member of the Exhibition Organisers will broadcast the following message on the public address system:

“ATTENTION PLEASE. ATTENTION PLEASE. HERE IS AN IMPORTANT ANNOUNCEMENT. CIRCUMSTANCES MAKE IT NECESSARY FOR EVERYONE TO LEAVE THE BUILDING, PLEASE MAKE YOUR WAY QUIETLY TO THE NEAREST EXIT.”

After this message is broadcast, everyone must make their way to the nearest exit. Both exhibitors and visitors should assemble outside the hall and await further instruction from security personnel and/or the South African Police.

Should the threat turn out to be a false alarm, security personnel will advise you. In this case, exhibitors will return to the hall first and visitors will follow five minutes later.

Thank you.



ACCESS TO STANDS

Please ensure that the space rental, shell scheme and all services are paid for in full by the due dates. Neither the exhibitor nor his agents, representatives or sub contractors will be allowed to gain access to the stand unless all outstanding accounts have been settled.

AISLES

No part of any stand or exhibit, including fascias, signs, corner posts, lighting or any other fitting, shall project onto or overhang any aisle or public area or obscure any fire or exit sign.

ANIMALS

No dogs (with the exception of guide dogs and hearing dogs) or any other animals are allowed into the hall.

AUDIO VISUAL EQUIPMENT

Screencom are the official supplier and offer a range of LCD monitors as well as sound and projection technology with technical assistance provided by an experienced team. Please return form at the back of the manual.

BADGES

Exhibitors who make use of own corporate badges must still display the pre-printed Afriwater 2011 badges to gain access to the hall.

BALLOONS

Helium filled balloons will not be permitted under any circumstances. Any exhibitor found with helium filled balloons will be asked to remove them immediately.

BANKING

All the major banks are represented in the Southgate Mall Shopping Centre. Directions available from the Organisers.

CARPETS

Exhibitors with a Shell Scheme package have carpets included in the package and only need to book the colour on Form 7. All other exhibitors are responsible for organising their own floor-covering. If you require carpets, please see the Carpet Hire Form 7.

CATERING

Exhibitors are permitted to bring their own food and beverages to the stand to entertain guests, but must comply with the Regulations from The Department of Environmental Health. You will have to produce a Certificate of Acceptability for all food brought onto site. The Department employs inspectors at each show to uphold this ruling, and are empowered to confiscate or reject any food coming on to the venue which does not comply with the law. Please contact the following directly in order to arrange the Certificate.

Doug Wood: Tel: 011 681 8112
 Cel: 082 467 9445

Should you wish to order meal vouchers for staff, or a platter for the stand, Main Event Caterers are the Concessionaires at the Venue, and you can contact: Dian on 082 879 8197.

CHILDREN ON SITE

During build-up and break-down, children under the age of 16 are specifically barred from being on site. Security will enforce this regulation and you are requested to make alternative arrangements.

CLEANING

The Organisers have appointed an official cleaning contractor whose services may be ordered from Form 10.

Note: All stands and aisles will receive a pre-clean on the afternoon of 12 September, whereafter only those stands that have booked cleaning will continue to receive the service. Cleaners will not dust exhibits, and will only vacuum-clean each stand.

CREDIT CARDS

American Express, Diners club, MasterCard and Visa are all accepted for payment of outstanding amounts at the Organiser's office, as well as for additional services

CREDIT CARD MOBILE TERMINAL

Wappoint can supply mobile credit card terminals to use on your stand, which allows you to process transactions without the need to install a telephone line.

Contact: Wappoint

Tel: 086 121-0121

Website: www.wappointwebsites.co.za

DILAPIDATION

The use of nails, screws, glue or bolts as fittings to any part of the building is strictly forbidden. You will be charged for the cost of making good, restoring or renewing any dilapidation to the hall or site. No painting of paving sites is allowed.

DISPLAY VEHICLES IN THE HALL

Any vehicles parked in the venue as a display must comply with the following rules:

- No more than the maximum of a ¼ tank of petrol or diesel will be allowed in the vehicle.
- A fire extinguisher must be provided.
- No extra petrol/diesel will be allowed to be stored in the venue.
- When unmanned, the battery must be disconnected.

In the event of non-compliance, the Johannesburg Fire and Emergency Services will have the vehicle removed. If the vehicle is a vintage or leaks oil, drip trays must be provided.

DISTRIBUTION OF PROMOTIONAL MATERIAL

All business, including the dispensing of literature and promotional material, must be conducted from your stand. You may not hand out leaflets etc. at the entrance to the show, in seating or feature areas or in restaurants without the express permission of the Organisers (this is usually only granted to sponsors or partners). No material may be attached to the structure of the building.

DEMONSTRATORS, HOSTESSES, TEMPORARY STAFF

Should any exhibitor require hostesses, personality girls or temporary staff, please contact:

Anton Pispeki at Dial-a-Student

Tel: 011 403-2996

Fax: 011 403-2395

Cell: 082 857-5852

Email: anton@students.co.za

Website: www.students.co.za

FIRST AID

A level 6 paramedic will be on duty from the first day of build-up to the last day of break-down, 08h00 - 17h00.

FURNITURE

You may bring in furniture from any source, but we have appointed an official contractor; see Form8a, b, c, d or e in the manual. Prices reflected include delivery, the hire cost and collection.

GENERATOR

The Nasrec Expo Centre is equipped with a Generator for emergency lighting only. In the event of a power failure the generator will kick in automatically to supply power for emergency lighting only. Any sensitive equipment should be shut down, and restarted when the power comes back on to avoid any power surge.

GRAPHICS

Danny Schultz at Station One
Tel:/Fax: 011 494 1463
Cell: 083 459 5606
Email: stationone@telkomsa.net

HOTELS AND ACCOMMODATION

Many hotels, bed-and-breakfasts and guesthouses are situated close in proximity to the Sandton Convention Centre. Please contact Spurwing Tours and Safaris who will be happy to assist with accommodation, transfers to and from the venue, airport transfers, as well as any pre- and post-tours.

Contact: Spurwing Tourism Services
Tel: 078 802-7777/082 894-0066
Fax: 086 646-8440
Email: winnie@spurwingtourism.com

INSURANCE

Exhibitors shall make sure that they are fully covered by insurance and take out public liability and comprehensive protection against theft, loss or damage as well as coverage of goods in transit. The period of liability of the exhibitor will be deemed to run from the time the exhibitor or any of his agents or contractors first enter the exhibition hall, and to continue until all his exhibits and property have been removed (see also Rules and Regulations K52a, b, c and d). The exhibitor shall insure, indemnify and hold the Organisers harmless in respect of all costs, claims, demands and expenses to which the Organisers may in any way be subject to as a result of any act or default of the exhibitor, his agents, contractors or invitees. If the Organisers so demand, the exhibitor shall provide proof to the Organisers that the exhibitor has adequate cover.

LIFTING, FREIGHT FORWARDING / ON-SITE HANDLING

Micor are the sole official transportation and exhibit handling contractor for this event. They will co-ordinate the movement of international exhibits from their various points of origin through the South African ports to the exhibition stands.

Where a forklift or other mechanical lifting equipment is required to handle exhibits, this must be arranged well in advance, and a lifting fee will be charged. We strongly recommend that you co-ordinate the delivery of your exhibits to the venue with Micor in order to secure a delivery time slot and to ensure that they have adequate equipment on site to accommodate your lifting requirements. For contact details and additional information please refer to Form 15a, b.

LIGHT PROJECTIONS / STROBE LIGHTS / FLASHING SIGNS / SMOKE MACHINES

Light projections must be contained within the stand area. They may not be directed onto gangways, walls or the roof of the venue. Strobes, flashing lights and smoke machines are not permitted without permission from the Organiser; this must be applied for before 2 September 2011.

LOST PROPERTY

Please bring any lost property, or report any losses to the Organisers' Office, who will liaise with the Security Contractor as well as with the Venue. Lost property will be held for two weeks after the event and then will be disposed of.

MUSIC, TV, VIDEO AND LIVE ACTS

Please ensure that any music and commentary for demonstrations, videos, presentations etc. are kept at a level that will not interfere with neighbouring stands. The Organisers reserve the right to switch off any demonstrations, videos, presentations etc. that are causing a disturbance or a blockage in the aisles.

ORGANISER'S OFFICE AND PA SYSTEM

The on-site Organisers' Office will be situated in Hall 9 [See site map on P.9] and will be sign posted. This is open throughout the exhibition period from 11 September 2011 to help you with any queries or problems you may experience. We request all exhibitors and contractors to visit us as soon as a problem arises so that we are able to assist or explain before it becomes a major issue. We regret that the PA system is for use of the Organiser's official announcements only. It cannot be used for exhibitors' announcements for any purpose whatsoever during the open hours of the show.

PHOTOGRAPHER

Only the Organiser has the exclusive right to take photographs or film the Exhibition and/or individual stands. The exhibitor may only take photographs of their own stand and visitors to their stand. The Organisers have appointed an official photographer for the exhibition.

Please direct all enquiries to: Kevin James
Tel: 011 475 1624
Cell: 083 255 5910
Email: kevinjames@gonet.co.za

PLANTS ON HIRE

The Official Contractor in the manual has a selection of plants in pots available for hire. They can also supply quotations to Dress areas on a per square metre basis or supply water features. This service is available on Form 9a in the manual.

PLUMBING

Plumbing can be arranged depending on your stand location, please be advised that plumbing will work on a quotation basis. No plumbing orders will be accepted after the 10th September 2011 as access points may be restricted due to exhibitors with raised flooring.

Please contact Emmanuel Patty on 011 835 1565 or email emmanuel@specialised.com

PRESS OFFICE

Contact: Caroline Tointon at the PR Partnership
Tel: 011 468 2451
Email: caroline@prpartner.co.za

RESTAURANT

A restaurant will be set up in Hall 9.

SECURITY

Although every reasonable precaution is taken throughout the build-up, open and break-down periods to ensure the premises are adequately patrolled, the Organisers expressly disclaim responsibility for any loss, damage or accident that may occur to any exhibitor's/contractor's property or personnel.

If you wish to have your own static guard to ensure that your individual stand is secure at times when your staff is not in the hall, please book your requirement through the additional stand security form in the manual. Supervised officers are available for both day and night duty on the stand. The Organisers will employ the services of a Security Company to provide general security. No other security personnel or Organisation, other than the officially appointed security company may perform security duties or enter the premises.

Exhibitors are responsible for the security of their stand and its contents, including items on hire.

If you are a shell scheme exhibitor you could also order an expo screen, for overnight protection of your stand. These provide a reinforced fabric barrier that deters the opportunistic thief. They can be ordered from Form 13 at the back of this manual.

SECURITY ADVICE FOR EXHIBITORS

- Any small or attractive items should be kept under constant supervision and removed each evening. We recommend that you position such items at the rear of your stand.

- Arrive prior to the event opening and don't leave your stand before all visitors have left the show.
 - Do not leave cash, handbags, valuables etc. unattended in unlocked drawers or cupboards.
 - Do not leave wallets in unattended clothing.
 - Do not rely on other people to secure your stand or goods. You are responsible for your own goods.
 - Check all lockable units before leaving your stand. Be aware that often units are not 100% safe and can be forced open.
 - Please report losses immediately to the Organisers' Office.
 - Delegate one member of your staff responsible for your company's safety and security.
 - Report any persons behaving suspiciously to the security team immediately. Be aware that thieves use distraction techniques and often work in pairs or in threes.
 - Please note that build-up and break-down days are high-risk periods. You are recommended to work in at least pairs so that your stand is manned at all times.
-

SMOKING

Further to Government Legislation (Tobacco Products Control Act 83 of 1993) The entire venue is a NO SMOKING area during build-up, the show and break-down phases. You may only smoke outside the halls.

STORAGE

There is NO storage available to exhibitors. Should you need to Re-stock your stand, please do so before 09h00 each morning.

SUBLETTING

You are reminded that you must not transfer, sublet or subdivide your stand, whether for financial consideration or otherwise, or enter into any agreement to do so. The Organisers reserve the right to ensure that all products not belonging to the contracted company are removed and any contracted company found subletting may not be offered a stand in future years.

TRADE VISITORS

Visitors are advised to Pre-register on the website: www.afriwater.co.za, or to bring their completed complimentary ticket to the Registration Counters at the show. Any visitors who arrive without the pre-registration proof, complimentary ticket, or business card will be charged a fee of R15.00 to access the show.

WEIGHT RESTRICTIONS

The floor loading capacity in the Hall is generally 5ton/m². Care must be taken with heavy loads, please consult with the Operations Manager - Emmanuel Patty before delivery of loads in excess of this weight.